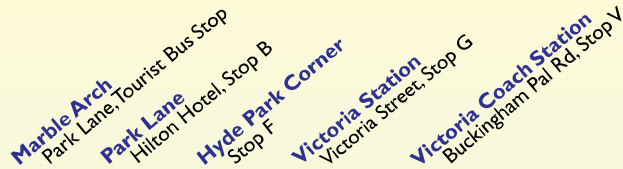


# Buses to Wimbledon Tennis from Central London



Direct to Wimbledon Tennis

Our double deck buses will be operating a convenient direct service between Central London (Marble Arch, Hyde Park Corner and Victoria) and the Wimbledon Tennis Championships.

You can just turn up and pay the driver.

## Times of Buses

**Monday 20 June to Friday 1 July 2011 (excluding Sunday 26 June)**

### Towards the Tennis Championships

Marble Arch, Park Lane S/B, Tourist Bus Stop	09.00	09.30	10.00	10.30	11.00	11.30	Then at these mins past each hour	00 30	16.30	17.00
Hyde Park Corner, Duke of Wellington Place, Stop F	09.03	09.33	10.03	10.33	11.03	11.33		03 33	16.33	17.03
Victoria Station, Victoria Street, Stop G	09.10	09.40	10.10	10.40	11.10	11.40		10 40	16.40	17.10
Victoria Coach Station, Buckingham Palace Rd, Stop V	09.12	09.42	10.12	10.42	11.12	11.42		12 42	16.42	17.12
Wimbledon Tennis Championships, Aorangi Park	09.45	10.15	10.45	11.15	11.45	12.15		45 15	17.15	17.45

### Towards Central London

Wimbledon Tennis Championships, Aorangi Park	10.10	10.40	10 40	13.10	13.40	14.40	15.10	15.40	16.10	16.40	17.10	17.40	18.10	18.40
Victoria Coach Station, Buckingham Palace Rd, Stop W	10.45	11.15	45 15	13.45	14.15	15.15	15.45	16.15	16.45	17.15	17.53	18.23	18.53	19.23
Victoria Station, Grosvenor Gardens Tourist Bus Stop	10.48	11.18	48 18	13.48	14.18	15.18	15.48	16.18	16.48	17.18	17.56	18.26	18.56	19.26
Hyde Park Corner, Stop K	10.52	11.22	52 22	13.52	14.22	15.22	15.52	16.22	16.52	17.22	18.00	18.30	19.00	19.30
Marble Arch, Park Lane, Tourist Bus Stop	10.58	11.28	58 28	13.58	14.28	15.28	15.58	16.28	16.58	17.30	18.05	18.35	19.05	19.35

Wimbledon Tennis Championships, Aorangi Park	19.10	19.30	19.50	20.10	20.30	20.50	21.10	21.30	22.00	22.30
Victoria Coach Station, Buckingham Palace Rd, Stop W	19.53	20.13	20.33	20.53	21.07	21.27	21.47	22.07	22.37	23.07
Victoria Station, Grosvenor Gardens Tourist Bus Stop	19.56	20.16	20.36	20.56	21.10	21.30	21.50	22.10	22.40	23.10
Hyde Park Corner, Stop K	20.00	20.20	20.40	21.00	21.14	21.34	21.54	22.14	22.44	23.14
Marble Arch, Park Lane, Tourist Bus Stop	20.05	20.25	20.45	21.05	21.19	21.39	21.59	22.19	22.49	23.19

**Saturday 2 and Sunday 3 July 2011 (Finals Days)**

### Towards the Tennis Championships

Marble Arch, Park Lane S/B, Tourist Bus Stop	10.00	10.30	11.00	....	....	Then at these mins past each hour	.. ..	....	....
Hyde Park Corner, Duke of Wellington Place, stop F	10.03	10.33	11.03	....	....		.. ..	....	....
Victoria Station, Victoria Street, Stop G	10.10	10.40	11.10	11.40	12.10		40 10	until	16.10 16.40
Victoria Coach Station, Buckingham Palace Rd, Stop V	10.12	10.42	11.12	11.42	12.12		42 12		16.12 16.42
Wimbledon Tennis Championships, Aorangi Park	10.45	11.15	11.45	12.15	12.45		15 45		16.45 17.15

### Towards Central London

Wimbledon Tennis Championships, Aorangi Park	11.00	11.30	00 30	15.00	15.30	16.00	16.30	17.00	17.30	18.00	18.30	19.00	19.30
Victoria Coach Station, Buckingham Palace Rd, Stop W	11.33	12.03	33 03	15.33	16.03	16.33	17.03	17.33	18.03	18.33	19.03	19.33	20.03
Victoria Station, Grosvenor Gardens, Tourist Bus Stop	11.36	12.06	36 06	15.36	16.06	16.36	17.06	17.36	18.06	18.36	19.06	19.36	20.06
Hyde Park Corner, Stop K	....	....	.. ..	....	....	....	....	....	18.10	18.40	19.10	19.40	20.10
Marble Arch, Park Lane, Tourist Bus Stop	....	....	.. ..	....	....	....	....	....	18.15	18.45	19.15	19.45	20.15

Wimbledon Tennis Championships, Aorangi Park	20.00	20.30	21.00
Victoria Coach Station, Buckingham Palace Rd, Stop W	20.33	21.03	21.33
Victoria Station, Grosvenor Gardens, Tourist Bus Stop	20.36	21.06	21.36
Hyde Park Corner, Stop K	20.40	21.10	21.40
Marble Arch, Park Lane, Tourist Bus Stop	20.45	21.15	21.45

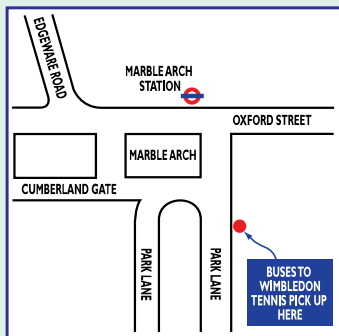
## Fares

Adults **£5.00** single **£7.00** return,  
Children, Senior Citizens and Oyster Card holders **£4.00** single **£5.50** return

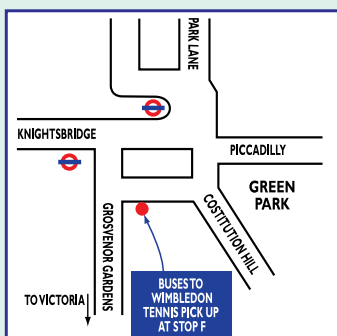
- Journey scheduled to operate with disabled access bus

We are sorry but Travelcards, Bus Passes, Freedom Cards, TfL tickets and any other concessionary passes or fares are not valid on this service.

## WHERE TO BOARD YOUR BUS



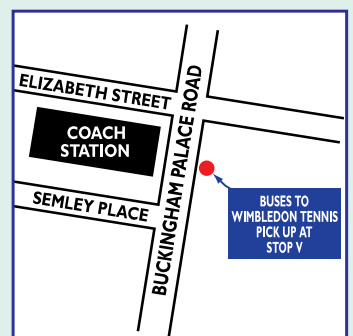
**MARBLE ARCH**



**HYDE PARK CORNER**



**VICTORIA STATION**



**VICTORIA COACH STATION**

## THE CHAMPIONSHIPS WIMBLEDON ● BAG RESTRICTIONS

Restrictions will apply on entry to The Championships Grounds:

**ONE BAG PER PERSON ● BAG SIZE LIMITED** (45cm x 30cm x 30cm)

**NO HARD SIDED ITEMS OF ANY SIZE** (eg: hampers, coolboxes, briefcases)

Items which exceed the size/style described above must be deposited in the **Left Luggage facilities OUTSIDE the Grounds**

**BOOK ONLINE AT [www.londongeneral.co.uk/wimbledon](http://www.londongeneral.co.uk/wimbledon)**

We're part of the  
**Go-Ahead**  
Group



All information correct at time of going to press